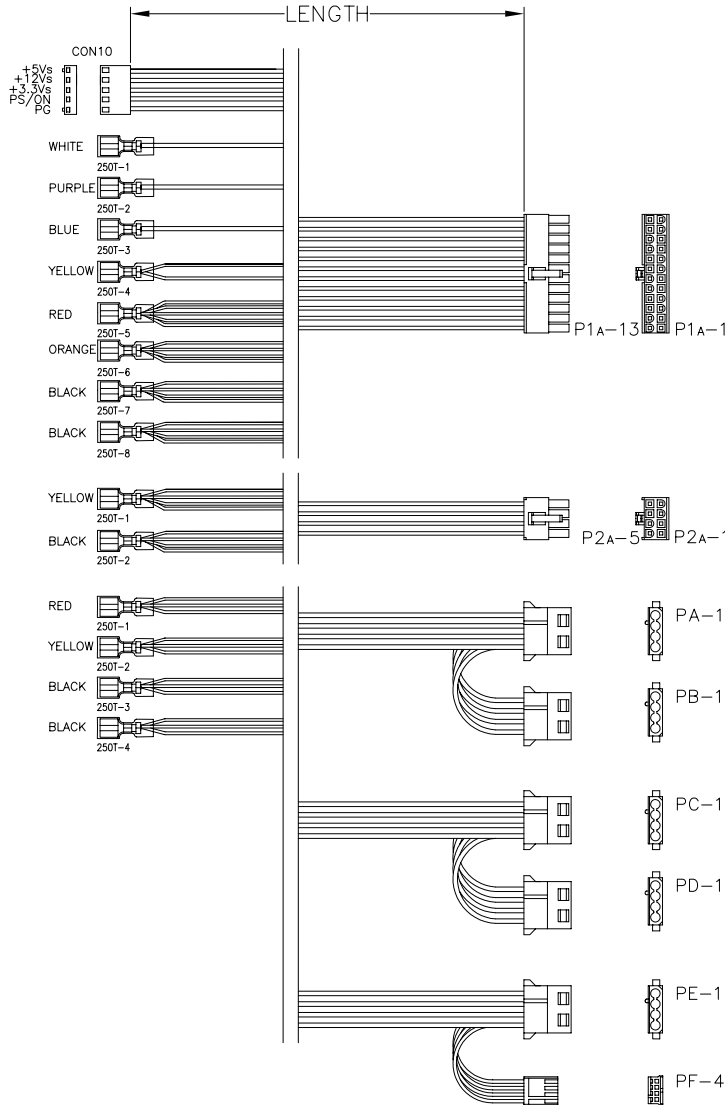


FIG-1:DC OUTPUT CONNECTOR



CONN	PIN	WIRE COLOR	OUTPUT	LENGTH
P1A	1	ORANGE	+3.3V, S+	20.0±1.0 (510±25)
		ORANGE	+3.3V	
	2	ORANGE	+3.3V	
	3	BLACK	GND	
	4	RED	+5V	
	5	BLACK	GND	
	6	RED	+5V	
	7	BLACK	GND	
	8	GRAY	PG	
	9	PURPLE	+5Vsb	
	10	YELLOW	+12V	
		YELLOW	+12Vs	
	11	YELLOW	+12V	
	12	ORANGE	+3.3V	
	13	ORANGE	+3.3V	
	14	BLUE	-12V	
	15	BLACK	GND	
	16	GREEN	PS-ON	
	17	BLACK	GND	
	18	BLACK	GND	
	19	BLACK	GND	
	20	WHITE	-5V	
	21	RED	+5V	
		RED	+5Vs	
22	RED	+5V		
23	RED	+5V		
24	BLACK	GND		
P2A	1	BLACK	GND	6.0±0.5 (150±12)
	2	BLACK	GND	
	3	BLACK	GND	
	4	BLACK	GND	
	5	YELLOW	+12V	
	6	YELLOW	+12V	
	7	YELLOW	+12V	
	8	YELLOW	+12V	
PA,PC PE	1	YELLOW	+12V	6.0±0.5 (150±12)
	2	BLACK	GND	
	3	BLACK	GND	
	4	RED	+5V	
PB,PD	1	YELLOW	+12V	6.0±0.5 (150±12)
	2	BLACK	GND	
	3	BLACK	GND	
	4	RED	+5V	
PF	1	RED	+5V	6.0±0.5 (150±12)
	2	BLACK	GND	
	3	BLACK	GND	
	4	YELLOW	+12V	

NOTE:

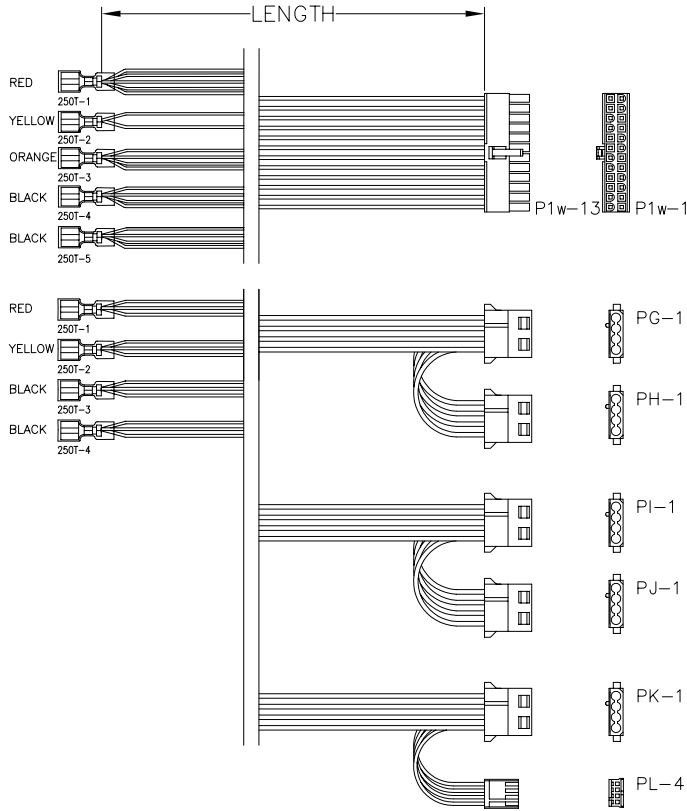
- P1A:
 - HOUSING: MOLEX 39-01-2240 OR EQU
 - TERMINAL: MOLEX 39-00-0060
- P2A:
 - HOUSING: MOLEX 39-01-2080 OR EQU
 - TERMINAL: MOLEX 39-00-0060
- PA,PB,PC,PD,PE:
 - HOUSING: AMP 1-480424-0 OR EQU
 - TERMINAL: AMP 60619-4
- PF:
 - HOUSING: AMP 171822-4 OR EQU
 - TERMINAL: AMP 170262-2

CON10: WST P5-125004 OR EQU

ALL TERMINALS ARE PHOS. BRONZE, PRE-TIN

	APPROVED	CHECKED	DRAWING NO.	UNIT	REV.
	TUNGPO	JASPER	R-B-6-01	INCHES(MM)	
TITLE	DESIGNED	DRAWING	MODEL NO.	TOLERANCES:	SHEET
PRB SERIES - ATX 6 O/P CABLE	CHEFON	JOLN	PRB910MV	.X= ±0.2 .XX= ±0.15	1/2

FIG-1: DC OUTPUT CONNECTOR



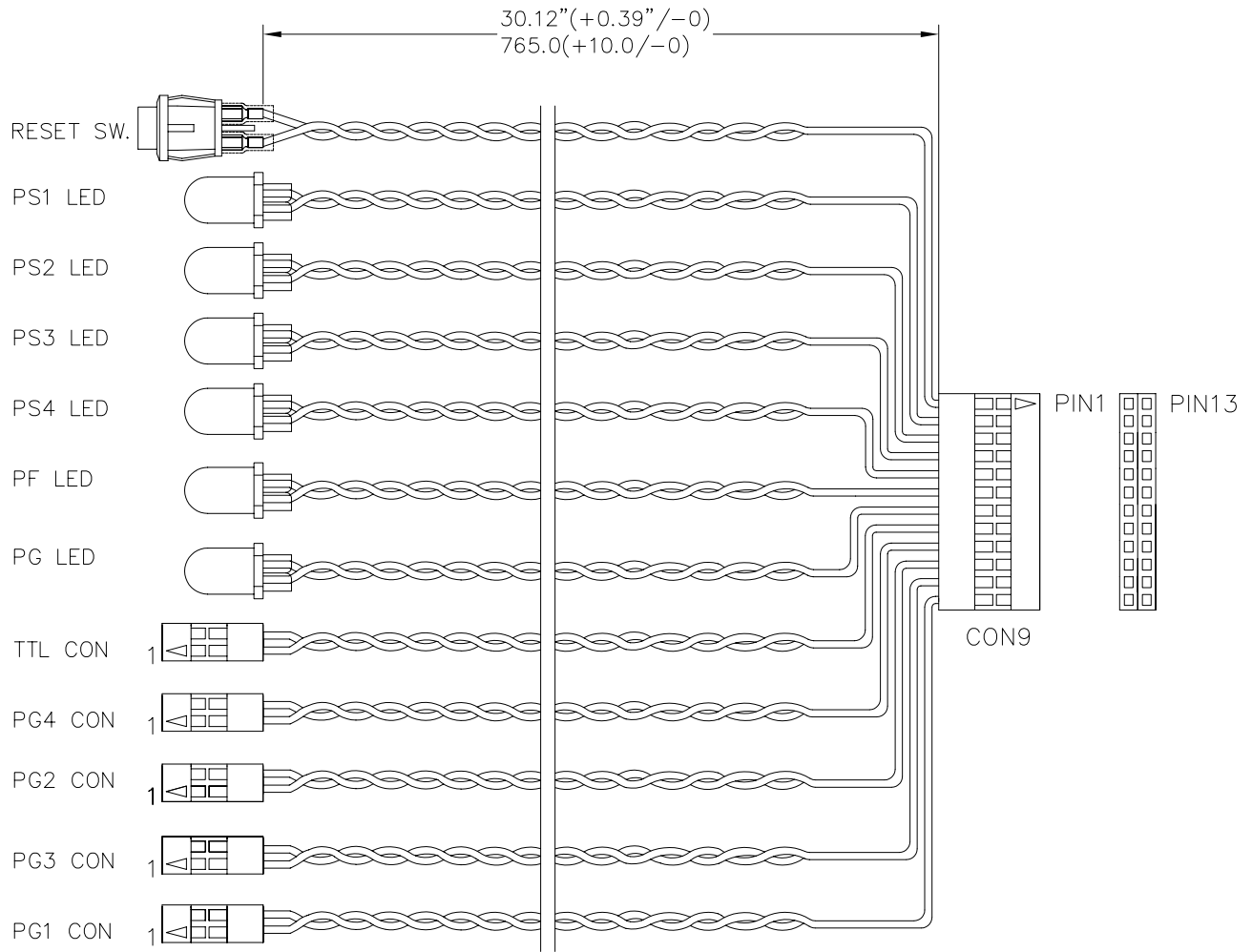
CONN	PIN	WIRE COLOR	OUTPUT	LENGTH
P1w	1	ORANGE	+3.3V	20.0±1.0 (510±25)
	2	ORANGE	+3.3V	
	3	BLACK	GND	
	4	RED	+5V	
	5	BLACK	GND	
	6	RED	+5V	
	7	BLACK	GND	
	8	NC	NC	
	9	NC	NC	
	10	YELLOW	+12V	
	11	YELLOW	+12V	
	12	ORANGE	+3.3V	
	13	ORANGE	+3.3V	
	14	NC	NC	
	15	BLACK	GND	
	16	GREEN	PS-ON	
	17	BLACK	GND	
	18	BLACK	GND	
	19	BLACK	GND	
	20	NC	NC	
	21	RED	+5V	
	22	RED	+5V	
	23	RED	+5V	
	24	BLACK	GND	
PG,PI PK	1	YELLOW	+12V	6.0±0.5 (150±12)
	2	BLACK	GND	
	3	BLACK	GND	
	4	RED	+5V	
PH,PJ	1	YELLOW	+12V	
	2	BLACK	GND	
	3	BLACK	GND	
	4	RED	+5V	
PL	1	RED	+5V	
	2	BLACK	GND	
	3	BLACK	GND	
	4	YELLOW	+12V	

NOTE:

P1w:
 HOUSING: MOLEX 39-01-2240 OR EQU
 TERMINAL: MOLEX 39-00-0060
 PG,PH,PI,PJ,PK:
 HOUSING: AMP 1-480424-0 OR EQU
 TERMINAL: AMP 60619-4
 PL:
 HOUSING: AMP 171822-4 OR EQU
 TERMINAL: AMP 170262-2

ALL TERMINALS ARE PHOS. BRONZE, PRE-TIN

	APPROVED	CHECKED	DRAWING NO.	UNIT	REV.
	TUNGPO	JASPER	R-B-6-01	INCHES(MM)	
TITLE	DESIGNED	DRAWING	MODEL NO.	TOLERANCES:	SHEET
PRB SERIES - ATX 6 O/P CABLE	CHEFON	JOLN	PRB910MV	.X= ±0.2 .XX= ±0.15	2/2



CON9

PIN	COLOR	OUTPUT	PIN	COLOR	OUTPUT
1	BLACK	187T TO RESET SW.	13	RED	187T TO RESET SW.
2	BLACK	PS1 LED-	14	YELLOW	PS1 LED+
3	BLACK	PS2 LED-	15	GREEN	PS2 LED+
4	BLACK	PS3 LED-	16	RED	PS3 LED+
5	BLACK	PS4 LED-	17	BROWN	PS4 LED+
6	BLACK	PF LED-	18	BLUE	PF LED+
7	BLACK	PG LED-	19	ORANGE	PG LED+
8	BLACK	TTL CON PIN2	20	WHITE	TTL CON PIN1
9	BLACK	PG4 CON PIN2	21	BROWN	PG4 CON PIN1
10	BLACK	PG2 CON PIN2	22	YELLOW	PG2 CON PIN1
11	BLACK	PG3 CON PIN2	23	RED	PG3 CON PIN1
12	BLACK	PG1 CON PIN2	24	GREEN	PG1 CON PIN1

NOTES:
BUZZER RESET SWITCH, PF LED, PG LED MOUNT ON THE CAGE

NOTES:
1.TTL,PG1,PG2,PG3,PG4: MOLEX 50579002(70066) OR EQU.
2.CON9: MOLEX 22-55-2241(70450) OR EQU.
3.RESET SW.: JEC JS-756B OR EQU.
4.PS1,PS2,PS3,PS4,PF,PG: LED SPEC.-Ø5.0 GREEN.
5.WIRE SPEC.:UL 1007 24AWG 80°C 300V.

	APPROVED	CHECKED	DRAWING NO.	UNIT	REV.
	TUNGPO	JASPER	S-07	INCHES(MM)	
TITLE	DESIGNED	DRAWING	MODEL NO.	TOLERANCES:	SHEET
PRB SERIES-SIGNAL O/P CABLE (3+1-J5)	CHEFON	JOLN	PRB 3+1-J5	.X= ±0.2 .XX= ±0.15	1/1