

Rear View

CON3

1	FAN SIGNAL PS1A
2	FAN SIGNAL PS1B

CON4

1	FAN SIGNAL PS2A
2	FAN SIGNAL PS2B

CON7

1	FAN SIGNAL PS3A
2	FAN SIGNAL PS3B

CON8

1	FAN SIGNAL PS3A
2	FAN SIGNAL PS3B

CON10

1	+5V SENSE
2	+12V SENSE
3	+3.3V SENSE
4	PS ON/OFF
5	PG SIGNAL (SYS.)

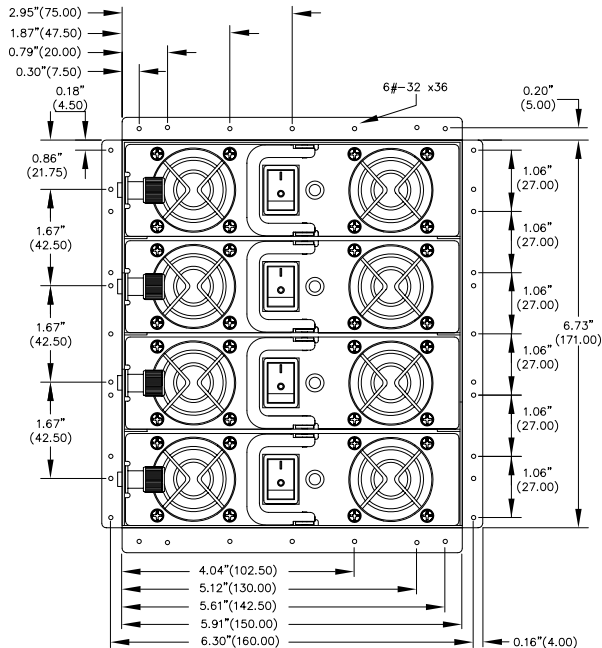
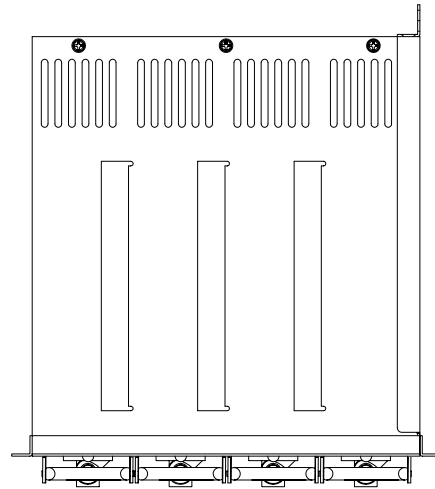
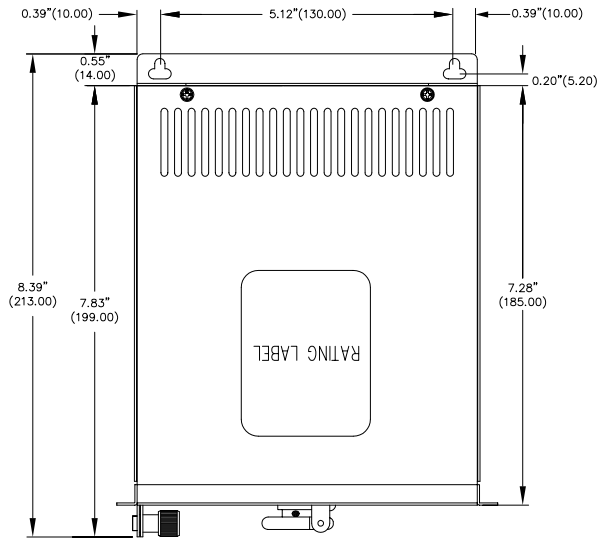
CON9

1	+5V	13	BUZZER RESET
2	PS1 GOOD LED	14	GND
3	PS2 GOOD LED	15	GND
4	PS3 GOOD LED	16	GND
5	N/A	17	GND
6	PS ONE FAIL LED	18	GND
7	PS ALL GOOD LED	19	GND
8	TTL SIGNAL	20	GND
9	N/A	21	GND
10	PS2 PG SIGNAL	22	GND
11	PS3 PG SIGNAL	23	GND
12	PS1 PG SIGNAL	24	GND

CON10:
MOLEX 22-27-2051 OR EQU.

CON9:
MOLEX 10-88-1241 OR EQU.

CON3, CON4, CON7:
MOLEX 22-28-4020 OR EQU.



CWT Channel Well Technology CO., LTD.

APPROVED
TUNGPO

CHECKED
JASPER

DRAWING NO.
M-4V-AC06

UNIT
INCHES(MM) 0.1

TITLE
MINI PS2, 3+1 V TYPE, AC I/P, 910W(1200W) O/P

DESIGNED
CHEFON

DRAWING
JOLN

MODEL NO.
PRB910(1200)MV-J3

TOLERANCES:
.X=±0.2
.XX=±0.15
SHEET 1/1